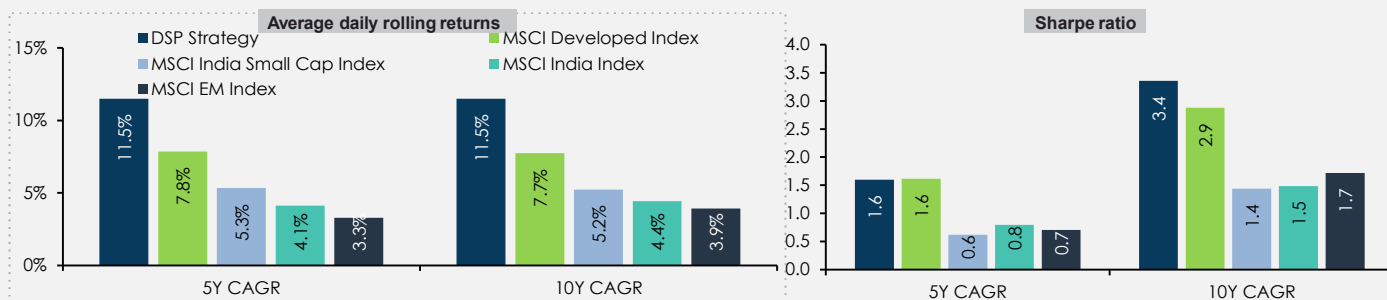


THE OPPORTUNITY

- India is the **2nd largest** contributor to global GDP growth but has less than **1%** representation in MSCI All Country World Index, and **< 10%** in MSCI Emerging Markets Index
- Consumption is **~58%** of GDP; **65%** of the population **< 35** years of age
- Inefficient markets, particularly down the market cap spectrum where active management has delivered compelling excess returns over time

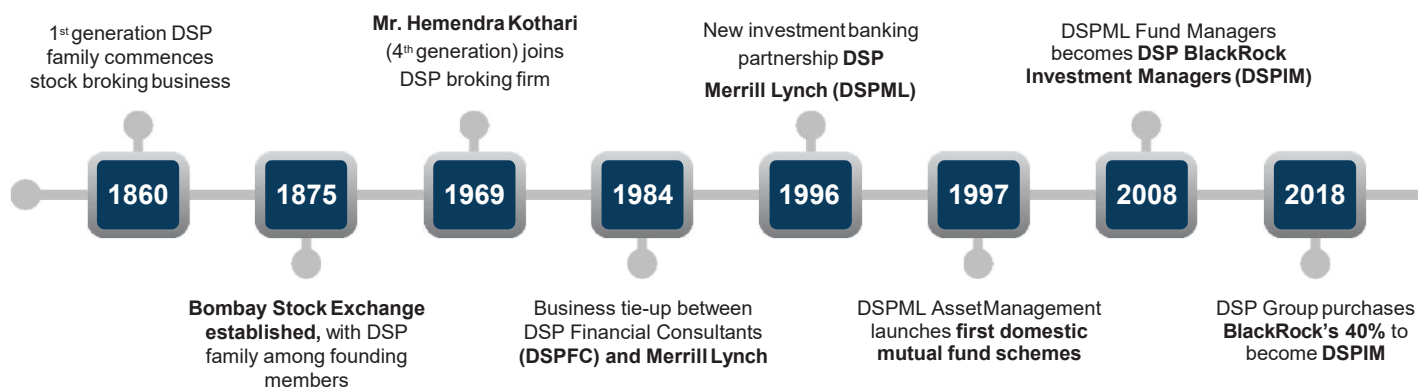


*Data from Nov 2006 to 28 Feb 2021 All figures in USD. Source Bloomberg. This graph does not contain information about the performance or risks of DSP India Equity Fund, but only about DSP Strategy and other indices. **PAST PERFORMANCE WARNING: Please be aware that those figures refer to the past and past performance is not a reliable indication of future results.** The performance shown for DSP Strategy is net performance, which takes into account the effect of management fees and other administrative charges. Please note that these fees and charges may be different to those charged for DSP India Equity Fund. Kindly refer to the last page below for performance in the prescribed format.

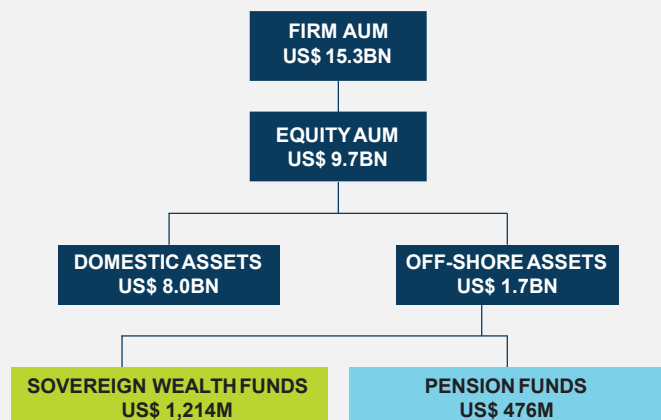
ABOUT DSP INVESTMENT MANAGERS

- The DSP Group, is one of India's oldest financial services firms having commenced its business in the 1860's

EVOLUTION OF DSP



ASSETS UNDER MANAGEMENT



as of Feb 28, 2020

KEY HIGHLIGHTS

- Core Business:** Investment Management
- Two decades of investment best practices:** From JVs with Merrill Lynch and BlackRock
- Strong corporate access:** DSP Group brought many of the top 300 companies in India to capital markets for the first time
- Skin in the Game:** The DSP Group family invests their wealth in DSP Funds. DSP employees too invest in DSP Funds
- Experienced Talent:** The on-ground 24 member Equity Investment team have witnessed many market, economic & business cycles since 1997
- Investment Frameworks:** Building transparency, clarity & alignment with investors, through regular communication
- Sustainability:** Incorporating ESG (Environment, Social, Governance) into our investment framework
- Sceptical Analyst:** Focus on avoiding exposure to companies with accounting misrepresentations / bad governance

TYPICAL INDIA INVESTMENTS (tend to be in large-caps, often benchmarked to MSCI India)

FAMILIARITY BIAS

- Most pools of capital are focused here
- Potentially a crowded trade

| MSCI INDIA INDEX | | FAMILIARITY BIAS | |
|------------------|--|------------------|--|
| LARGE CAPS | ~58 stocks ~70% FFMC (> ~US\$5bn) | ~1877BN TMC | |
| MID CAPS | ~38 stocks ~12% FFMC (~US\$1bn-5bn) | ~807BN FFMC | |

UNTAPPED OPPORTUNITY

- Under researched companies
- Under owned companies
- High growth, high ROE companies exist here
- The DSP strategy invests a substantial portion of its portfolio into small and midcaps

| MSCI INDIA SMALL CAP INDEX | | UNTAPPED OPPORTUNITY | |
|----------------------------|--------------------------------------|----------------------|--|
| SMALL CAPS | ~232 stocks ~18% FFMC (<~US\$1bn) | ~432BN TMC | |
| | | ~171BN FFMC | |

FFMC - Free Float Market Cap TMC - Total Market Cap

RETURN DRIVERS (Quality companies delivering higher ROE and profit growth exist down the market-cap chain as well)

L&MC LARGE & MIDCAPS SC SMALL CAPS

| NO. OF STOCKS MOVED | MARKET CAP CLASSIFICATION (AS ON JAN 2008) | MARKET CAP CLASSIFICATION (AS ON FEB 2021) | AVERAGE PRICE APPRECIATION | PROFIT POOL INCREASE (% CAGR) | AVERAGE ROE | RETURN DRIVERS |
|---------------------|--|--|----------------------------|-------------------------------|-------------|-------------------|
| 40 | L&MC | L&MC | 12.5% | 6.6% | 20.9% | WEALTH DESTROYERS |
| 33 | L&MC | SC | -5.5% | NEGATIVE | 5.2% | |
| 25 | SC | L&MC | 21.9% | 8.8% | 26.1% | |
| 139 | SC | SC | 21.8% | 7.2% | 22.4% | |
| 119 | SC | SC | 5.9% | NEGATIVE | 6.4% | |

PERFORMANCE TRACK RECORD (The DSP Strategy has generated alpha in 1Y, 3Y, 5Y, 8Y, 10Y and Since Inception periods)

| USD CAGR Performance as on 26 February 2021. Compared with all UCITS funds focused on India. | 1-Year | 3-Year | 5-Year | 8-Year | 10-Year | Since Inception |
|--|-----------|-----------|-----------|-----------|-----------|-----------------|
| | 28-Feb-20 | 28-Feb-18 | 29-Feb-16 | 28-Feb-13 | 28-Feb-11 | 14-Nov-06 |
| DSP Strategy | 25.30% | 5.61% | 17.41% | 15.35% | 11.32% | 11.00% |
| Ranking | 21 | 16 | 3 | 1 | 1 | 2 |
| No of funds | 43 | 42 | 39 | 35 | 32 | 22 |
| Quartile Position | 2 | 2 | 1 | 1 | 1 | 1 |
| Average India focused UCITS returns | 25.39% | 4.95% | 12.70% | 9.24% | 6.52% | 6.61% |
| MSCI India USD | 29.10% | 7.07% | 13.45% | 8.08% | 5.31% | 5.88% |
| MSCI India Small Cap USD | 38.44% | 1.23% | 15.54% | 12.28% | 6.92% | 6.33% |
| Custom 20:80 Composite Index | 36.57% | 2.40% | 15.12% | 11.44% | 6.60% | 6.24% |

Note: The 'average India focused UCITS returns' refers to the average returns of all India focused UCITS equity funds as listed on Bloomberg. It not possible to invest directly in an index. Past performance is not a reliable indicator of future results. The DSP Strategy has been implemented since 14 Nov 2006 through certain products managed by DSP Investment Managers Pvt. Ltd., which are not available for investment in any jurisdiction except for India."

FUND MANAGER



Vinit Sambre heads the equity team at DSP and has been with the firm since 2005. His 23 years of investment experience across 4 major market cycles, stand as a testament to his in-depth knowledge of Indian equities with expertise in small & mid-caps.

INVESTMENT FRAMEWORK

Business

1. Simple & predictable
2. Large & high growth potential sectors
3. Competitive advantage
4. Positive Cash Flows & High ROE
5. Businesses at the cusp of a turnaround

Management

1. Credible & Capable management
2. Passion & Ownership of promoters
3. Past track record
4. Prudent capital allocation

Valuation

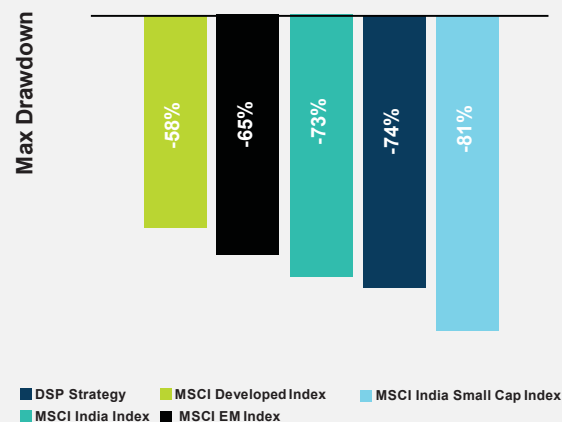
1. Valuation looked at in conjunction with strength of business and quality of management

POTENTIAL RISKS

Investing into Small-cap & Mid-cap companies could come with a variety of risks, such as, but not limited to:

1. Business model might not scale, given they may have lesser access to capital, not as many resources, face competition from larger companies etc.
2. Volatility in returns tend to be higher than for large cap companies, especially during periods of economic contractions.
3. Liquidity risk may be a challenge owing to lower trading volumes
4. Key-man (promoter) risk may arise as critical decision making may be concentrated on a single person
5. Corporate governance concerns including board composition, accounting issues, performance incentives etc.
6. Insufficient data on businesses may not be available in the public domain making an informed evaluation more difficult for potential investors.
7. Unproven business models given limited history if the company is new, or expanding into newer business lines to pursue growth

Additional country risks for international investors may also apply such as political risk, currency risk, macro risk, regulatory risk, sovereign risk, economic risk to name a few.



FUND TERMS

Objective: The DSP India Equity Fund (the "Fund") aims to achieve long term capital appreciation from a portfolio that is substantially constituted of equity and equity related securities of mid cap and small cap companies.

Investment philosophy: Bottom-up approach to stock picking. Universe: is anticipated that the Fund will invest across the entire range of capitalizations (across large cap, mid cap and small cap), however there will be a focus on mid cap and small cap companies. The classification of capitalizations will be based on the classifications of securities comprised in the MSCI INDIA INDEX and the MSCI INDIA SMALL CAP INDEX, which are the indices used by the Fund for performance comparison purposes only. Diversified: Typically portfolio of ~50 stocks across market capitalization.

Risk management: Governed by a robust risk framework; No leverage;

Fund Structure: UCITS V compliant ICAV

Share class: Seed Class

ISIN code: IE00BK0WZ337

Investment manager: DSP Investment Managers Pvt. Ltd.

Domicile: Ireland

Reference Currency: USD

Dealing and Valuation: Daily

Administrator: HSBC Securities Services (Ireland) DAC

Depository – HSBC France, Dublin Branch

Management Company: KBA Consulting Management Limited

Global Distributors: Thornbridge Investment Management LLP, DSP Global Services (Mauritius) Limited

| Class | Total Fees and Operating Expenses |
|------------|---|
| Seed Class | (i) 0.70% of the Net Asset Value of the Seed Class when the Net Asset Value of the Fund is up to \$150 million; or (ii) 0.60% of the Net Asset Value of the Seed Class when the Net Asset Value of the Fund is greater than \$150 million and up to \$300 million; or (iii) 0.40% of the Net Asset Value of the Seed Class when the Net Asset Value of the Fund is greater than \$300 million |

| PERFORMANCE IN PRESCRIBED FORMAT | 28/02/2020 to 28/02/2021 | 28/02/2019 to 28/02/2020 | 28/02/2018 to 28/02/2019 | 28/02/2017 to 28/02/2018 | 29/02/2016 to 28/02/2017 |
|----------------------------------|--------------------------|--------------------------|--------------------------|--------------------------|--------------------------|
| MSCI India Index | 29.10% | 0.88% | -5.77% | 21.17% | 26.33% |
| MSCI India Small Cap Index | 38.44% | 1.51% | -26.17% | 32.28% | 49.96% |
| DSP Strategy | 25.30% | 12.62% | -16.55% | 23.26% | 53.66% |
| MSCI EM Index | 33.19% | -4.32% | -12.07% | 27.64% | 26.48% |
| MSCI Developed Index | 27.36% | 2.65% | -1.52% | 15.19% | 18.84% |

Investments in funds are subject to risk. Past performance is no guarantee of future returns. The money invested in a fund can increase and decrease in value and there is no guarantee that you will get back the full amount invested.

Disclaimers are on the following page.

DISCLAIMERS

In this material DSP Global Funds ICAV (the "Fund") has used information that is publicly available, including information developed in-house. Information gathered and used in this material is believed to be from reliable sources. The Fund however does not warrant the accuracy, reasonableness and or completeness of any information. The data/statistics are given to explain general market trends in the securities market, it should not be construed as any research report/research recommendation. We have included statements opinions recommendations in this document, which contain words, or phrases such as "will", "expect", "should", "believe" and similar expressions or variations of such expressions that are "forward looking statements". Actual results may differ materially from those suggested by the forward looking statements due to risk or uncertainties associated with our expectations with respect to, but not limited to, exposure to market risks, general economic and political conditions in India and other countries globally, which have an impact on the Fund and its investments, the monetary and interest policies of India, inflation, deflation, unanticipated turbulence in interest rates, foreign exchange rates, equity prices or other rates or prices etc. The sector(s)/stock(s)/issuer(s) mentioned in this presentation do not constitute any research report/recommendation of the same and the Fund may or may not have any future position in these sector(s)/stock(s)/issuer(s). All figures and other data given in this document are as on Feb 28, 2021 (unless otherwise specified) and the same may or may not be relevant in future and the same should not be considered as solicitation/ recommendation/guarantee of future investments by the Fund or its affiliates.

The prospectus and KIIDs for the Fund are available at DSP Global Funds ICAV, 5, George's Dock, IFSC, Dublin 1, Ireland. The prospectus is available in English and the KIIDs are available in English and Swedish. Swiss representative: Carnegie Fund Services S.A., 11, rue du Général-Dufour, 1204 Geneva, Switzerland. Swiss paying agent: Banque Cantonale de Genève, 17, quai de l'île, 1204 Geneva, Switzerland. The Fund is domiciled in Ireland. The prospectus, KIIDs, instrument of incorporation and annual and semi-annual report can be obtained from the Swiss representative.

The distribution of this material in certain jurisdictions may be restricted or subject to registration requirements and, accordingly, persons who come into possession of this material in such jurisdictions are required to inform themselves about, and to observe, any such restrictions. The S&P BSE 100, S&P BSE 200, S&P BSE Small Cap, S&P BSE Teck S&P, BSE Metals, S&P BSE Oil and Gas, S&P BSE Healthcare S&P BSE SENSEX are product of Asia Index Private Limited, which is a joint venture of S&P Dow Jones Indices LLC or its affiliates ("SPDJ") and BSE, and has been licensed for use by DSP Investment Managers Pvt Ltd. Standard Poor's® and S&P® are registered trademarks of Standard Poor's Financial Services LLC ("S&P"); BSE® is a registered trademark of BSE Limited ("BSE"); and Dow Jones® is a registered trademark of Dow Jones Trademark Holdings LLC ("Dow Jones") © Asia Index Private Limited 2014. All rights reserved.

Large-caps are defined as top 100 stocks on market capitalization, mid-caps as 101-250 small caps as 251 and above as per the Indian regulator.

Within the European Economic Area ("EEA"), including the United Kingdom, this document is intended for professional clients only, as that term is defined in Directive 2014/65/EU ("MiFID II") on markets in financial instruments. Within Switzerland, it is intended only for qualified investors, as that term is defined in the Collective Investment Schemes Act of 23 June 2006.

UAE (not applicable to the Dubai International Financial Centre and the Abu Dhabi Global Markets) - The offering of the international shares has not been approved or licensed by the UAE Central Bank, the UAE Securities and Commodities Authority (SCA) or any other relevant licensing authorities in the UAE, and accordingly does not constitute a public offer of securities in the UAE in accordance with the Commercial Companies Law, Federal Law No. 2 of 2015 (as amended), SCA Resolution No. 3 R.M. of 2017 Concerning the Organization of Promotion and Introduction or otherwise. Accordingly, the international shares may not be offered to the public in the UAE.

This presentation is strictly private and confidential and is being issued to a limited number of investors:

- who fall within the exceptions set out in SCA Resolutions No. 3 R.M. of 2017 (Qualified Investors, excluding natural persons) and have confirmed the same;
- upon their request and confirmation that they understand that the international shares have not been approved or licensed by or registered with the SCA, or any other relevant licensing authorities or governmental agencies in the UAE; and
- must not be provided to any person other than the original recipient, and may not be reproduced or used for any other purpose."

Disclaimer for Chile

This private offering of securities is addressed only to 'Qualified Investors' (as defined in CMF General Rule No. 216).

Neither the DSP Global Funds ICAV [Issuer] nor the DSP India Equity Fund [Security] will be registered in the Registro de Valores Extranjeros (Foreign Securities Registry) kept by the Chilean Commission for the Financial Market (Comisión para el Mercado Financiero or "CMF") and will not be subject to the supervision of the CMF. If such securities are offered within Chile, they will be offered and sold only pursuant to General Rule 336 of the CMF, an exemption to the registration requirements, or in circumstances which do not constitute a public offer of securities in Chile within the meaning of article 4 of the Chilean Law No. 18,045 on Securities Market. The commencement date of this offering is the one contained in the cover pages of this [offering memorandum/prospectus]. The issuer has no obligation to deliver public information in Chile. These Security shall not be subject to public offering in Chile unless registered in the Foreign Securities Registry.

La presente oferta de valores está dirigida a Inversoristas Calificados (según se define en la Norma de Carácter General N° 216 de la CMF).

El DSP Global Funds ICAV [EMISOR] y los DSP India Equity Fund [VALORES] no serán registrados en el Registro de Valores Extranjeros de la Comisión para el Mercado Financiero o "CMF" y no están sujetos a la fiscalización de la CMF. Si dichos valores son ofrecidos dentro de Chile, serán ofrecidos y colocados sólo de acuerdo a lo establecido en la Norma de Carácter General 336 de la CMF (una excepción a la obligación de inscripción en el Registro de Valores Extranjeros), o en circunstancias que no constituyan una oferta pública de valores en Chile según lo definido por el Artículo 4 de la Ley 18.045 de Mercado de Valores de Chile. La fecha de inicio de la presente oferta es la indicada en la portada de este [offering memorandum/prospectus]. El [EMISOR] no está obligado a entregar información pública en Chile, incluyendo en relación a los [VALORES]. Los VALORES no podrán ser objeto de oferta pública mientras no sean inscritos en el Registro de Valores Extranjeros de la CMF.

FOR RESIDENTS OF HONG KONG

WARNING: The contents of this document have not been reviewed by any regulatory authority in Hong Kong. You are advised to exercise caution in relation to the offer. If you are in any doubt about any of the contents of this document, you should obtain independent professional advice.

This document does not constitute an offer or invitation to the public in Hong Kong to acquire Shares. Accordingly, no person may issue or have in its possession for the purposes of issue, this document, the ICAV's Prospectus or any advertisement, invitation or document relating to the Shares, which is directed at, or the contents of which are likely to be accessed or read by, the public in Hong Kong except where: (i) the Shares are only intended to be offered to "professional investors" (as such term is defined in the Securities and Futures Ordinance of Hong Kong (Cap. 571 of the Laws of Hong Kong), as amended (the "SFO") and the subsidiary legislation made thereunder); (ii) in circumstances which do not result in this document or the ICAV's Prospectus being a "prospectus" as defined in the Companies (Winding Up and Miscellaneous Provisions) Ordinance of Hong Kong (Cap. 32 of the Laws of Hong Kong), as amended (the "CO"); or (iii) in circumstances which do not constitute an offer or an invitation to the public for the purposes of the SFO or the CO. The offer of the Shares is personal to the person to whom this document has been delivered and a subscription for Shares will only be accepted from such person. No person to whom a copy of this document is issued may copy, issue or distribute this document in Hong Kong, or make or give a copy of this document to any other person.